

## Potential Health Effects from LVP Products Exposure

<b>Skin</b>	This product is a moderate skin irritant and repeated or prolonged contact may defat the skin.
<b>Eyes</b>	This product is a moderate eye irritant and could cause (days) impairment to your vision.
<b>Breathing</b>	Potential effects target the Central Nervous System, liver and kidneys. The benzene component is a known human carcinogen that may result in aplastic anemia and leukemia. Symptoms may include coughing, itchy throat, dizziness and drowsiness.
<b>Swallowing</b>	If ingested, abdominal cramping, vomiting and diarrhea may occur. Aspiration of liquid into the lungs may cause chemical pneumonia, severe lung damage.
<b>Chronic Effects</b>	Potential chronic effects include peripheral neuropathy and blurred vision. Chronic exposure has resulted in aplastic anemia, acute myoblastic leukemia, bone marrow depression, corneal vacuolization erythroleukemia, and even death.
<b>Carcinogenicity</b>	Known Carcinogen NTP, Known Human Carcinogen IARC Group 1 proven and Confirmed Human Carcinogen ACGIH A1. Ethylbenzene is classified as a Possible Carcinogen IARC 2B.

## Response Considerations

### Health, Safety and Environment

Plains adheres to the highest health, safety and environmental standards throughout our organization. We provide a workplace that protects the health and safety of our employees, contractors and the communities surrounding our facilities.

Plains' operations are subject to stringent federal, provincial and local laws and regulations governing the discharge of materials into the environment or otherwise related to protecting the environment.

Our Health, Safety and Environment (HSE) Management Programs are at the core of our operations. These programs include management commitment and leadership, employee training and awareness, inspections and audits, performance

## Notification

If you are contacted by Plains Midstream Canada to advise you of an emergency situation, the caller will:

- Identify themselves by name.
- Announce that they are a Plains Midstream Canada representative.
- Describe the problem and what is being done.
- Give you instructions to protect your safety (shelter / evacuation).
- Verify the information you have provided.
- Address any concerns which you may have.
- Provide a telephone number which you can call to get additional information.

## Emergency Contacts

If you suspect a problem at a Plains facility in your area, please call Plains Midstream Canada's 24-hour Emergency Response number:

**1-866-875-2554**

**emergency.management@plains.com**

In the event of an emergency, Plains will be working with the Saskatchewan Ministry of Energy & Resources (ER) and local authorities.

### SK Ministry of Energy & Resources (ER)

Swift Current Field Office .....306-778-8252

### Local Authorities

RM of Arlington No. 79 .....306-297-2108

RM of Gull Lake No. 139 .....306-672-4430

RM of Moose Jaw No. 161 .....306-692-3446

RM of Riverside No. 168 .....306-626-3255

RM of Sherwood No. 159 .....306-525-5237

City of Regina .....306-777-7846

**Ambulance/Police/Fire.....9-1-1**



# Pipeline Safety


Keeping Pipelines Safe and Reliable



Public Awareness Information for landowners and area residents related to Plains Midstream Canada's South Saskatchewan Pipeline System (SSPL) Facilities.

- Emergency notification
- Public protection measures
- Pipeline safety: Sask 1st Call (Click or Call Before You Dig)

**MAY 2023**



**PLAINS  
MIDSTREAM**  
C A N A D A

## Our Operations in Your Area

Plains Midstream Canada ULC (Plains) is the operator of the South Saskatchewan Pipeline System (SSPL) which extends from the Rapdan region in southwest Saskatchewan through the Instow, Dollard, Gull Lake and Fosterton areas with final delivery located in Moose Jaw and Regina. The SSPL pipeline is considered sweet as the system flows Low Vapour (LVP) product consisting of crude oil. As there are storage tanks containing substances in excess of threshold limits listed in Schedule 1 of the Canadian Environmental Protection Act (CEPA), Environmental Emergency (E2) plans have been developed for key facilities to meet Environment and Climate Change Canada Environmental Regulations, 2019: SOR/2019-51. Included below are the calculated Emergency Planning ones (EPZs), including the substances stored at each regulated facility. Refer to the map on the back of this brochure for more details.

PMC Cantuar Station 01-27-16-16 W3M

E2 Regulated Substances: Condensate and Crude Oil

Emergency Planning Zone: 666 m

PMC Gull Lake Truck Terminal 14-11-13-19 W3M

E2 Regulated Substances: Butane

Emergency Planning Zone: 120 m

### Low Vapour Pressure (LVP) Products

LVP products are generally limited to hydrocarbon condensate which remains in a liquid state at atmospheric pressure. LVPs are heavier than air and collect in low places or depressions in the ground. LVPs are clear, pale golden flammable liquids with an odour similar to gasoline.

#### Main Hazards:

- Fire hazard and intense heat if condensate is ignited.
- Potential explosion hazards if condensate vapours seep into enclosed areas.
- Contamination of soil and water.
- Products can flow under snow or ice, making the actual spill area larger than it appears.
- Breathing mists or vapours may cause accumulation in lungs and/or central nervous system resulting in dizziness, headaches, depression, giddiness, drowsiness, fatigue, nausea, unconsciousness or death.

### If You Suspect a Problem

Please call Plains Midstream Canada's 24-hour emergency number if you suspect a problem (1-866-875-2554).

While the chance of an uncontrolled spill or problem is remote, the Plains Emergency Response Plan (ERP) for this area is in place to ensure your safety. If a leak should occur, emergency crews will take immediate steps to minimize the risk to the public and environment.

Additional emergency response personnel will be notified and dispatched to the area to safely manage the emergency.

## CALL OR CLICK BEFORE YOU DIG

When any digging needs to be completed, you can arrange to have pipelines located for you when a minimum of 3 working days notice is provided, **free** of charge. This service can be arranged by visiting the following website:



<http://www.sask1stcall.com>

Or by phone:

1-866-828-4888

## Public Protection Measures Evacuation and Shelter Procedures

### Evacuation Procedures

If it is necessary to evacuate, you will be contacted by telephone immediately. If there is no answer to our calls, we will proceed to your residence to inform you of the situation. The following steps should be taken if "Evacuation" procedures have been implemented:

- Gather all residents and bring any medicines required.
- Lock all windows and doors.
- Turn down thermostat and shut off any air exchange fans to outside.
- Drive safely on the route provided and proceed directly to the evacuation centre and check in with the representative.
- Wait for further instruction.

### Shelter-in-Place Procedures


If you are advised to stay sheltered, do not leave your house or attempt to start any vehicles until a Plains representative advises you that it is safe to do so. The following steps should be taken if "Shelter-In-Place" procedures have been implemented:

- Immediately gather everyone indoors and stay there.
- Tightly close and lock all windows and outside doors, if convenient, tape any gaps around exterior door frames.
- Extinguish indoor wood-burning fires and close flue dampers if possible.
- Turn off appliances or equipment that either blows out or uses indoor air, such as:
  - Furnaces, built-in vacuum systems, gas stoves, kitchen fans, clothes dryers, air conditioning, bathroom fans, gas fireplaces, ventilators.
- Turn off appliances or equipment that suck in outdoor air, such as:
  - Heating, ventilation, and air conditioning (HVAC) systems
  - Fans for heat recovery ventilators or energy recovery ventilators
  - Turn down furnace thermostats to the minimum setting, turn off air conditioners
- Leave all inside doors open.
- Wait in an interior room upstairs for further instruction.
- Avoid using the telephone, except for emergencies, so that you can be contacted by Plains emergency response personnel.
- Call Plains if you are experiencing symptoms, smelling odours or have contacted government
- agencies (so the response can be coordinated).
- Stay tuned to local radio and television for possible information updates.
- Even if you see people outside, do not leave until told to do so.
- If you are unable to follow these instructions, please notify Plains emergency response personnel.

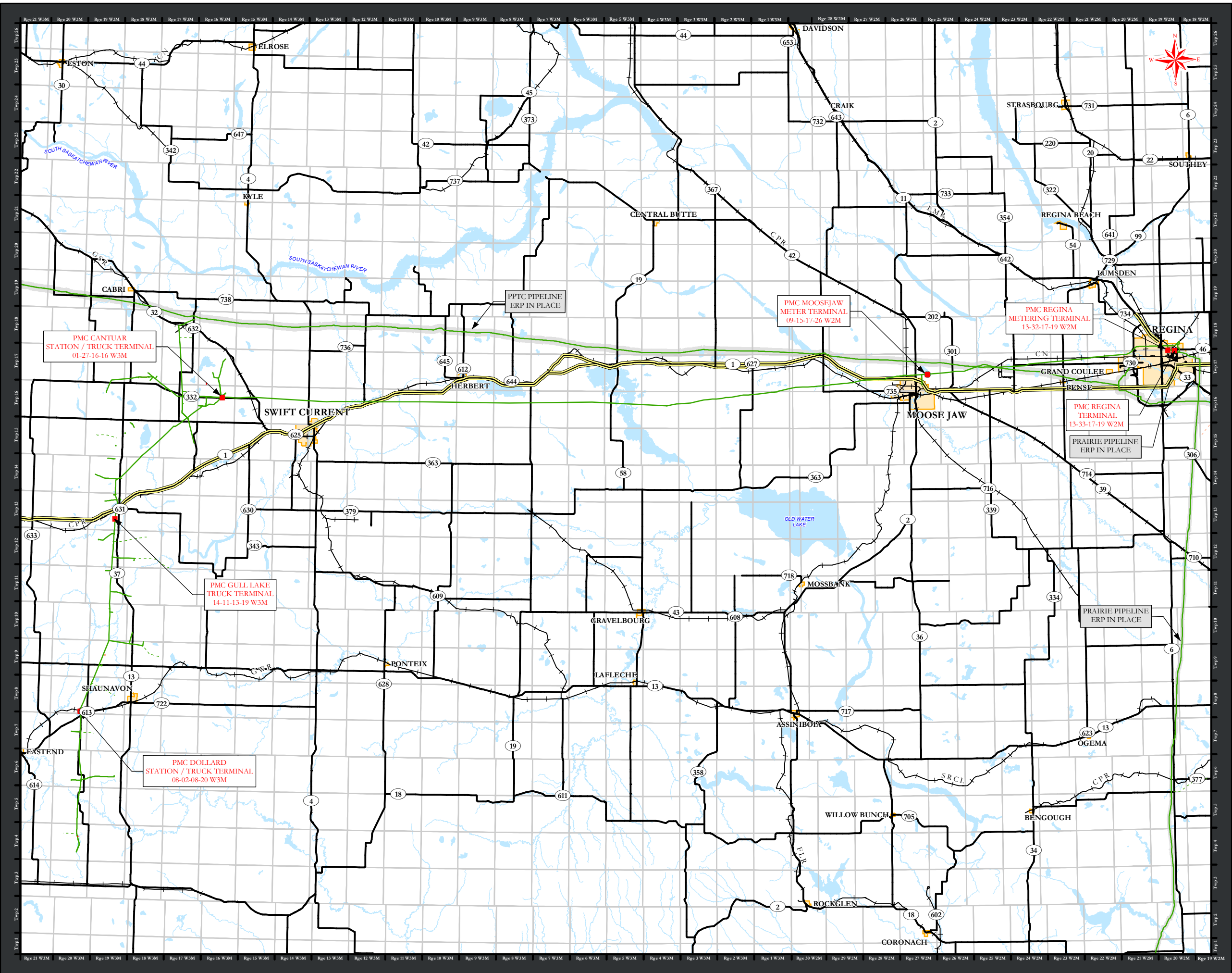
After the hazardous substance has passed through the area you will receive an "all-clear" message from Plains emergency response personnel. You may also receive, if required, instructions to ventilate your building by:

- Opening all windows and doors, turning on fans, turning up thermostats

During this time the air outside may be fresher and you may choose to leave your building while ventilating. Once the building is completely ventilated, return all equipment to normal settings and operation.



**Plains Midstream Canada**  
**24-hour Emergency Number**  
**1-866-875-2554**



# SOUTH SASKATCHEWAN PIPELINE SYSTEM SSPL ERP OVERVIEW MAP

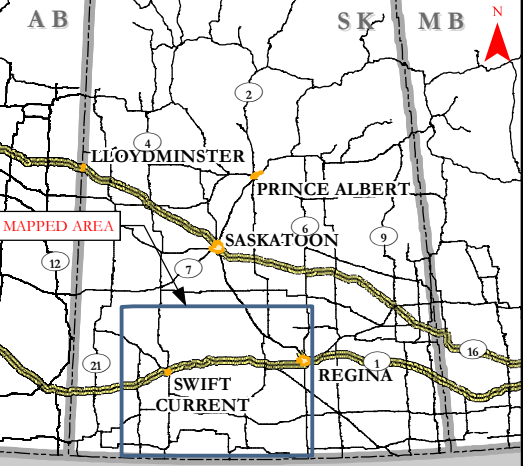


Draft Date: April 29, 2019 CC      Scale: 1:960,000      Map: 8634  
 Revision Date: April 18, 2023 ET      UTM ZONE 13 NAD83



- Suspended Well
- Facility
- Gas Pipeline
- Oil Pipeline
- - - Discontinued Oil Pipeline
- - - Misc. Fluids Pipeline
- - - Discontinued Misc. Fluids Pipeline
- Main Hwy
- Divided Hwy
- Railway
- Hydrology
- Waterbody
- Urban Area
- E2 EPZ
- Other PMC System EPZ

## AREA OVERVIEW MAP



UNITED STATES OF AMERICA