

Potential Health Effects from HVP Products Exposure	
Skin	Irritation of skin may occur and progress to dermatitis. One component, benzene, may be absorbed through the skin
Eyes	Irritation of eyes may occur.
Breathing	Breathing mists or vapours may cause accumulation in the lungs and/or central nervous system depression, dizziness, headaches, giddiness, drowsiness, fatigue, nausea, unconsciousness or death.
Swallowing	Swallowing mists or vapours may cause accumulation in the lungs and/or central nervous system depression, dizziness, headaches, giddiness, drowsiness, fatigue, nausea, unconsciousness or death.
Long-term Hazards	Defatting and drying of skin may occur and cause dermatitis. Inhalation of one component, benzene, has been associated with blood disorders including anemia and leukemia. Repeated exposure to high vapour concentrations may cause eye and respiratory irritation, giddiness, staggered gait, nausea, abdominal pain, loss of appetite, liver damage, kidney damage, and damage to the bone marrow including cancer.

Response Considerations

Health, Safety and Environment

Plains adheres to the highest health, safety and environmental standards throughout our organization. We provide a workplace that protects the health and safety of our employees, contractors and the communities surrounding our facilities.

Plains’ operations are subject to stringent federal, provincial and local laws and regulations governing the discharge of materials into the environment or otherwise related to protecting the environment.

Our Health, Safety and Environment (HSE) Management Programs are at the core of our operations. These programs include management commitment and leadership, employee training and awareness, inspections and audits, performance and achievement recognition, emergency preparedness and response, communications and continuous improvement.

Notification

If you are contacted by Plains Midstream Canada to advise you of an emergency situation, the caller will:

- Identify themselves by name.
- Announce that they are a Plains Midstream Canada representative.
- Describe the problem and what is being done.
- Give you instructions to protect your safety (shelter / evacuation).
- Verify the information you have provided.
- Address any concerns which you may have.
- Provide a telephone number which you can call to get additional information.

Emergency Contacts

If you suspect a problem at a Plains facility in your area, please call Plains Midstream Canada’s 24-hour Emergency Response number:

1-866-875-2554

emergency.management@plains.com

In the event of an emergency, Plains will be working with the Transportation Safety Board (TSB), Canada Energy Regulator (CER) and local authorities.

Transportation Safety Board of Canada (TSB)

24 Hour Pipeline Emergencies Only..... 819-997-7887

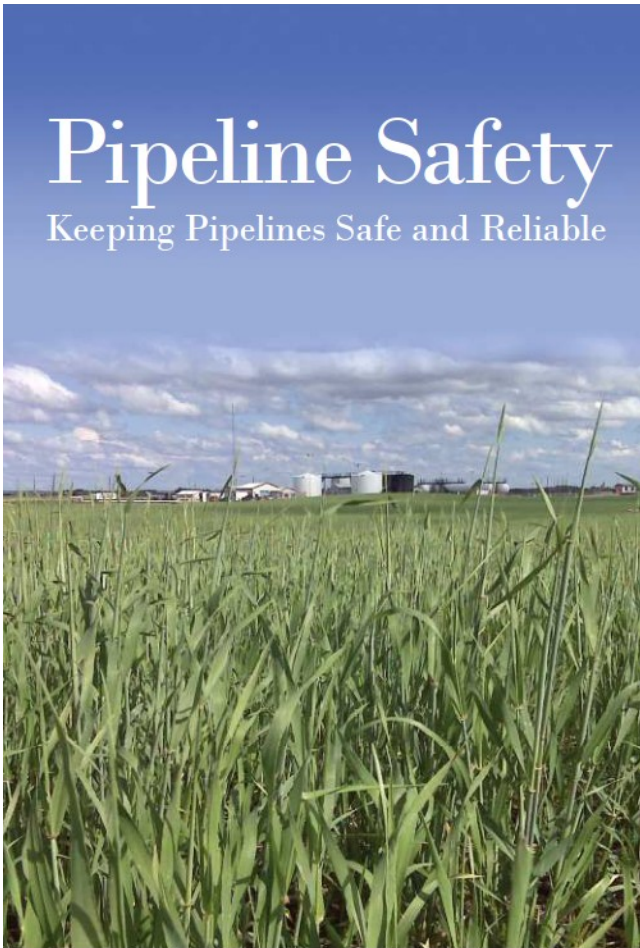
Canada Energy Regulator (CER)

First call should be to the TSB (see above)

24 Hour Non-Pipeline Emergencies 403-299-2773

Ambulance/Police/Fire

9-1-1



Public Awareness Information for landowners and area residents related to Plains Midstream Canada’s PPTC Pipeline and associated facilities.

- Emergency notification
- Public protection measures
- Pipeline safety: Call Utility Safety Partners, Sask 1st Call or Click or Call Before You Dig MB

APRIL 2023



**PLAINS
MIDSTREAM**
C A N A D A

Our Operations in Your Area

Plains Midstream Canada ULC (Plains) is the operator of the PPTC pipeline system. The PPTC pipelines are licensed as High Vapour Pressure (HVP) and forms part of Plains Midstream Canada's pipeline network. The Emergency Planning Zone (EPZ) is 500 m for the PPTC pipeline system. As there are storage tanks containing substances in excess of threshold limits listed in Schedule 1 of the Canadian Environmental Protection Act (CEPA), Environmental Emergency (E2) plans have been developed for key facilities associated with the PPTC pipelines to meet Environment and Climate Change Canada Environmental Emergency Regulations, 2019: SOR/2019-51. Included below are the calculated Emergency Planning Zones (EPZs), including the substances stored at each regulated facility. Refer to the map on the back of this brochure for details.

PMC Dewdney Terminal 07-29-17-20 W2M
E2 Regulated Substances: Propane and Butane
Emergency Planning Zone: 208 m

PMC Winnipeg Fort Whyte Terminal 01-27-9 W1M
E2 Regulated Substances: Ethyl Mercaptan and Propane
Emergency Planning Zone: 200 m

PMC Rapid City Station 12-6-13-18 W1M
E2 Regulated Substances: Propane
Emergency Planning Zone: 200 m

PMC Richardson Terminal 07-22-16-18 W2M
E2 Regulated Substances: Propane
Emergency Planning Zone: 147 m

High Vapour Pressure (HVP) Products

HVP products include propane, butane, pentane, and Natural Gas Liquids (NGLs). At atmospheric pressure, HVP products are gases. Under pressure, HVP products exist in a liquid state. In humid air, a leak of an HVP product may form a visible white cloud of cold vapour considerably heavier than air. Under extreme conditions, pools of super-cooled liquid may briefly form. When HVP products vapourize, they expand (70 to 300 times) and can form a plume, which may drift downwind from the source under moderate wind speed conditions. Under higher wind speed conditions, the vapour would dissipate faster.

Main Hazards:

- Potential explosion hazards from delaying ignition of drifting vapour cloud.
- Fire hazard from burning gas and radiant heat.
- Critical hazard because of oxygen deficiency as expanding gas cloud or plume displaces air at ground level.

If You Suspect a Problem

Please call Plains Midstream Canada's 24-hour emergency number if you suspect a problem (1-866-875-2554).

While the chance of an uncontrolled spill or problem is remote, the Plains Emergency Response Plan (ERP) for this area is in place to ensure your safety. If a leak should occur, emergency crews will take immediate steps to minimize the risk to the public and environment.

Additional emergency response personnel will be notified and dispatched to the area to safely manage the emergency.



Plains Midstream Canada
24-hour Emergency Number
1-866-875-2554

Public Protection Measures Evacuation and Shelter Procedures

Evacuation Procedures

If it is necessary to evacuate, you will be contacted by telephone immediately. If there is no answer to our calls, we will proceed to your residence to inform you of the situation. The following steps should be taken if "Evacuation" procedures have been implemented:

- Gather all residents and bring any medicines required.
- Lock all windows and doors.
- Turn down thermostat and shut off any air exchange fans to outside.
- Drive safely on the route provided and proceed directly to the evacuation centre and check in with the representative.
- Wait for further instruction.

Shelter-in-Place Procedures

If you are advised to stay sheltered, do not leave your house or attempt to start any vehicles until a Plains representative advises you that it is safe to do so. The following steps should be taken if "Shelter-In-Place" procedures have been implemented:

- Immediately gather everyone indoors and stay there.
- Tightly close and lock all windows and outside doors, if convenient, tape any gaps around exterior door frames.
- Extinguish indoor wood-burning fires and close flue dampers if possible.
- Turn off appliances or equipment that either blows out or uses indoor air, such as:
 - Furnaces, built-in vacuum systems, gas stoves, kitchen fans, clothes dryers, air conditioning, bathroom fans, gas fireplaces, ventilators.
- Turn off appliances or equipment that suck in outdoor air, such as:
 - Heating, ventilation, and air conditioning (HVAC) systems
 - Fans for heat recovery ventilators or energy recovery ventilators
 - Turn down furnace thermostats to the minimum setting, turn off air conditioners
- Leave all inside doors open.
- Wait in an interior room upstairs for further instruction.
- Avoid using the telephone, except for emergencies, so that you can be contacted by Plains emergency response personnel.
- Call Plains if you are experiencing symptoms, smelling odours or have contacted government agencies (so the response can be coordinated).
- Stay tuned to local radio and television for possible information updates.
- Even if you see people outside, do not leave until told to do so.
- If you are unable to follow these instructions, please notify Plains emergency response personnel.

After the hazardous substance has passed through the area you will receive an "all-clear" message from Plains emergency response personnel. You may also receive, if required, instructions to ventilate your building by:

- Opening all windows and doors, turning on fans, turning up thermostats

During this time the air outside may be fresher and you may choose to leave your building while ventilating. Once the building is completely ventilated, return all equipment to normal settings and operation.

**UTILITY
SAFETY**
PARTNERS

Utility Safety Partners
(Click Before You Dig)
Call Toll Free: 1-800-242-3447
<https://utilitysafety.ca>

CALL OR CLICK BEFORE YOU DIG

When any digging needs to be completed, you can arrange to have pipelines located for you when a minimum of 3 working days notice is provided, **free** of charge. This service can be arranged by visiting the following website:



<http://www.sask1stcall.com>

Or by phone:

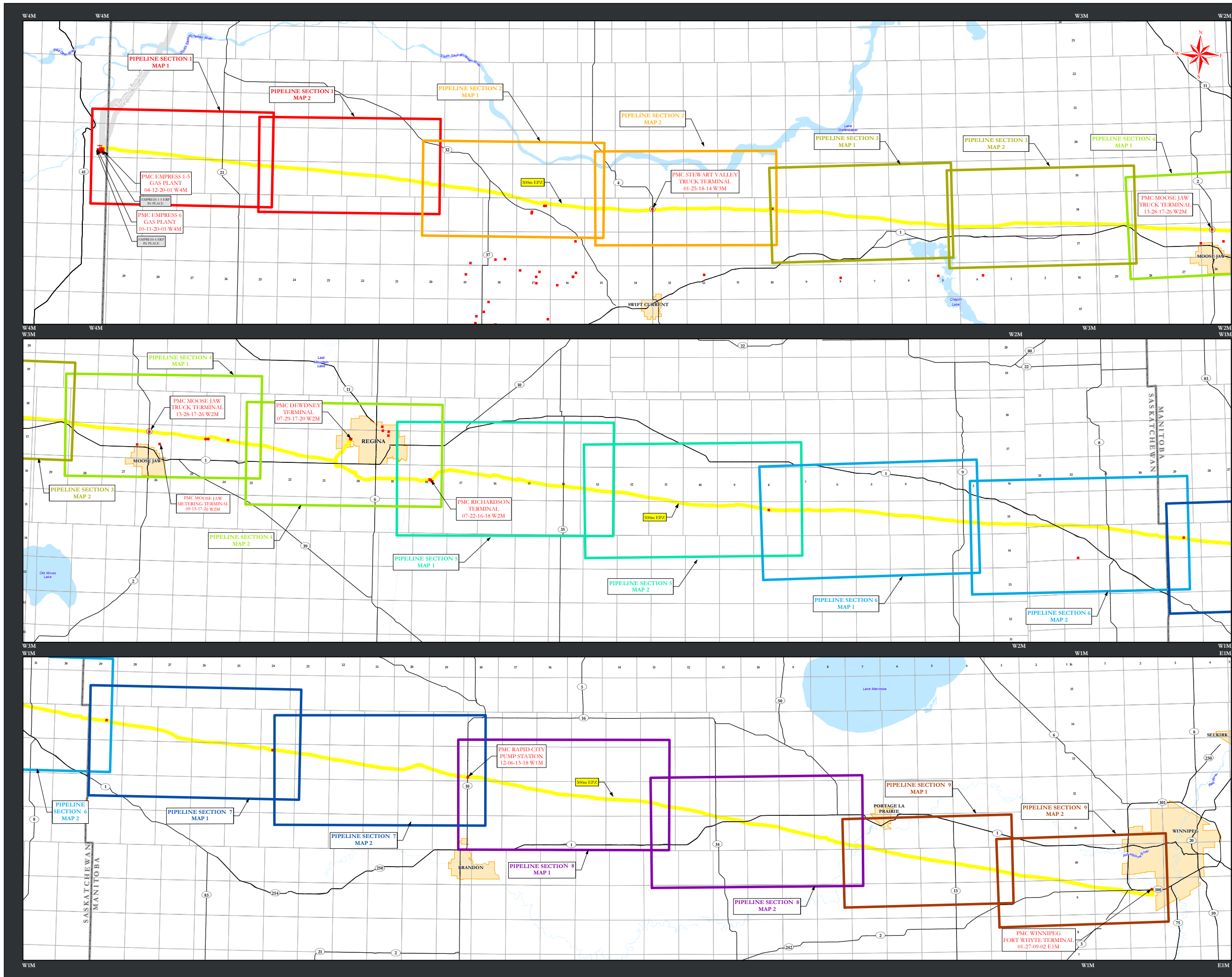
1-866-828-4888



<http://www.clickbeforeyoudigmb.com>

Or by phone:

1-800-940-3447




PPTC PIPELINE SYSTEM OVERVIEW MAP



Draft Date: October 8, 2019 DS Scale 1:490,000 Map: 8785

Revision Date: April 24, 2023 ET UTM ZONE 12 NAD83



- Gas Plant
- Facility
- Highway
- Waterbody
- Urban Area
- E2 Zone
- EPZ
- Other PMC System EPZ
- SECTION 1
- SECTION 2
- SECTION 3
- SECTION 4
- SECTION 5
- SECTION 6
- SECTION 7
- SECTION 8
- SECTION 9

AREA OVERVIEW MAP

