

Potential Health Effects from LVP Products Exposure

Skin	This product is a moderate skin irritant and repeated or prolonged contact may defat the skin.
Eyes	This product is a moderate eye irritant and could cause (days) impairment to your vision.
Breathing	Potential effects target the Central Nervous System, liver and kidneys. The benzene component is a known human carcinogen that may result in aplastic anemia and leukemia. Symptoms may include coughing, itchy throat, dizziness and drowsiness.
Swallowing	If ingested, abdominal cramping, vomiting and diarrhea may occur. Aspiration of liquid into the lungs may cause chemical pneumonia, severe lung damage.
Chronic Effects	Potential chronic effects include peripheral neuropathy and blurred vision. Chronic exposure has resulted in aplastic anemia, acute myoblastic leukemia, bone marrow depression, corneal vacuolization erythroleukemia, and even death.
Carcinogenicity	Known Carcinogen NTP, Known Human Carcinogen IARC Group 1 proven and Confirmed Human Carcinogen ACGIH A1. Ethylbenzene is classified as a Possible Carcinogen IARC 2B.

Response Considerations

Health, Safety and Environment

Plains adheres to the highest health, safety and environmental standards throughout our organization. We provide a workplace that protects the health and safety of our employees, contractors and the communities surrounding our facilities.

Plains' operations are subject to stringent federal, provincial and local laws and regulations governing the discharge of materials into the environment or otherwise related to protecting the environment.

Our Health, Safety and Environment (HSE) Management Programs are at the core of our operations. These programs include management commitment and leadership, employee training and awareness, inspections and audits, performance and achievement recognition, emergency preparedness and response, communications and continuous improvement.

Notification

If you are contacted by Plains Midstream Canada to advise you of an emergency situation, the caller will:

- Identify themselves by name.
- Announce that they are a Plains Midstream Canada representative.
- Describe the problem and what is being done.
- Give you instructions to protect your safety (shelter / evacuation).
- Verify the information you have provided.
- Address any concerns which you may have.
- Provide a telephone number which you can call to get additional information.

Emergency Contacts

If you suspect a problem at a Plains facility in your area, please call Plains Midstream Canada's 24-hour Emergency Response number:

1-866-875-2554

emergency.management@plains.com

In the event of an emergency, Plains will be working with the TSB, CER, Saskatchewan ER and local authorities.

Transportation Safety Board of Canada (TSB)

24 Hour Pipeline Emergencies Only819-997-7887

Canada Energy Regulator (CER)

First call should be to the TSB (see above)

24 Hour Non-Pipeline Emergencies403-299-2773

SK Ministry of Energy and Resources (ER)

Kindersley Field Office306-463-5400

Swift Current Field Office306-778-8252

Local Authorities

MD of Provost No. 52780-753-2434

RM of Hearts Hill No. 352306-372-4224

Ambulance/Police/Fire.....9-1-1



Pipeline Safety


Keeping Pipelines Safe and Reliable



Public Awareness Information for landowners and area residents related to Plains Midstream Canada's Bodo pipelines.

- Emergency notification
- Public protection measures
- Pipeline safety: Call Sask 1st Call (Click or Call Before You Dig)

MAY 2023



**PLAINS
MIDSTREAM**
C A N A D A

Our Operations in Your Area

Plains Midstream Canada ULC (Plains) is the operator of the Wascana pipeline. Portions of the Wascana pipeline are regulated by the Canada Energy Regulator (CER) and the Saskatchewan Ministry of Energy and Resources (ER).

Low Vapour Pressure (LVP) Products

LVP products are generally limited to hydrocarbon condensate which remains in a liquid state at atmospheric pressure. LVPs are heavier than air and collect in low places or depressions in the ground. LVPs are clear, pale golden flammable liquids with an odour similar to gasoline.

PMC Regina Terminal 13-33-17-19 W2M
E2 Regulated Substances: Butane and Crude Oil
Emergency Planning Zone: 961 m

Main Hazards:

- Fire hazard and intense heat if condensate is ignited.
- Potential explosion hazards if condensate vapours seep into enclosed areas.
- Contamination of soil and water.
- Products can flow under snow or ice, making the actual spill area larger than it appears.
- Breathing mists or vapours may cause accumulation in lungs and/or central nervous system resulting in dizziness, headaches, depression, giddiness, drowsiness, fatigue, nausea, unconsciousness or death.

If You Suspect a Problem

Please call Plains Midstream Canada's 24-hour emergency number if you suspect a problem (1-866-875-2554).

While the chance of an uncontrolled spill or problem is remote, the Plains Emergency Response Plan (ERP) for this area is in place to ensure your safety. If a leak should occur, emergency crews will take immediate steps to minimize the risk to the public and environment.

Additional emergency response personnel will be notified and dispatched to the area to safely manage the emergency.

Public Protection Measures

Evacuation and Shelter Procedures

Evacuation Procedures

If it is necessary to evacuate, you will be contacted by telephone immediately. If there is no answer to our calls, we will proceed to your residence to inform you of the situation. The following steps should be taken if "Evacuation" procedures have been implemented:

- Gather all residents and bring any medicines required.
- Lock all windows and doors.
- Turn down thermostat and shut off any air exchange fans to outside.
- Drive safely on the route provided and proceed directly to the evacuation centre and check in with the representative.
- Wait for further instruction.

Shelter-in-Place Procedures

If you are advised to stay sheltered, do not leave your house or attempt to start any vehicles until a Plains representative advises you that it is safe to do so. The following steps should be taken if "Shelter-In-Place" procedures have been implemented:

- Immediately gather everyone indoors and stay there.
- Tightly close and lock all windows and outside doors, if convenient, tape any gaps around exterior door frames.
- Extinguish indoor wood-burning fires and close flue dampers if possible.
- Turn off appliances or equipment that either blows out or uses indoor air, such as:
 - Furnaces, built-in vacuum systems, gas stoves, kitchen fans, clothes dryers, air conditioning, bathroom fans, gas fireplaces, ventilators.
- Turn off appliances or equipment that suck in outdoor air, such as:
 - Heating, ventilation, and air conditioning (HVAC) systems
 - Fans for heat recovery ventilators or energy recovery ventilators
 - Turn down furnace thermostats to the minimum setting, turn off air conditioners
- Leave all inside doors open.
- Wait in an interior room upstairs for further instruction.
- Avoid using the telephone, except for emergencies, so that you can be contacted by Plains emergency response personnel.
- Call Plains if you are experiencing symptoms, smelling odours or have contacted government
- agencies (so the response can be coordinated).
- Stay tuned to local radio and television for possible information updates.
- Even if you see people outside, do not leave until told to do so.
- If you are unable to follow these instructions, please notify Plains emergency response personnel.

After the hazardous substance has passed through the area you will receive an "all-clear" message from Plains emergency response personnel. You may also receive, if required, instructions to ventilate your building by:

- Opening all windows and doors, turning on fans, turning up thermostats

During this time the air outside may be fresher and you may choose to leave your building while ventilating. Once the building is completely ventilated, return all equipment to normal settings and operation.



CALL OR CLICK BEFORE YOU DIG

When any digging needs to be completed, you can arrange to have pipelines located for you when a minimum of 3 working days notice is provided, **free** of charge. This service can be arranged by visiting the following website:

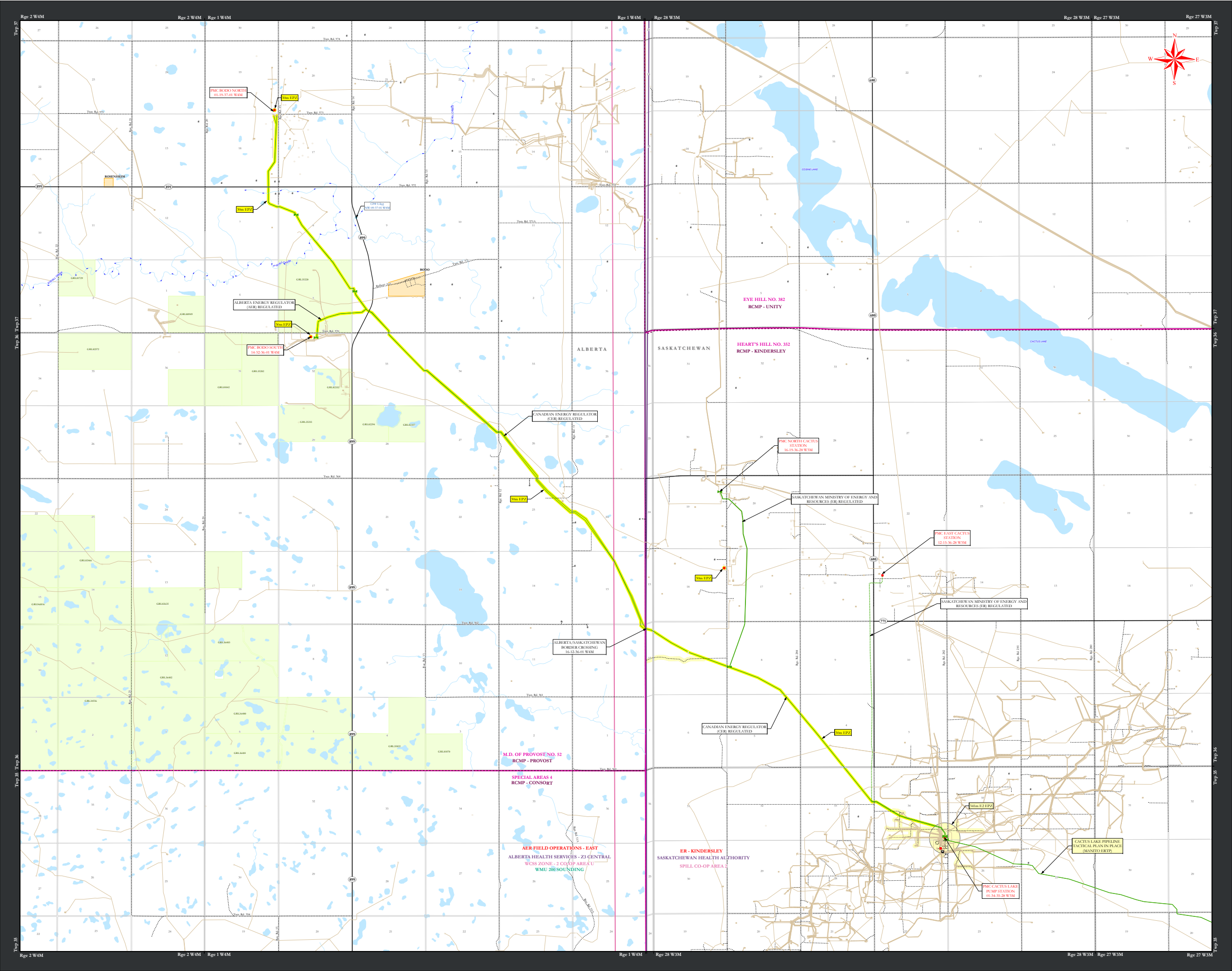
<http://www.sask1stcall.com>

Or by phone:

1-866-828-4888




Plains Midstream Canada
24-hour Emergency Number
1-866-875-2554



BODO PIPELINE SYSTEM

PRAIRIE PIPELINES



PLAINS

MIDSTREAM

CANADA

Draft Date: May 14, 2019 DS

Scale: 1:25,000

Map: 8714

Revision Date: May 20, 2021 FSC

UTM ZONE 12 NAD83

0 0.4 0.8 1.2 1.6 2 4

(km)

Third Party Well

Third Party Facility

Facility

Manual

Third Party Pipeline

Oil Pipeline

Other Roads

Street

Main Hwy

Occupied Facility

Surface Development

WCSS Control Point

River Flow Direction

Hydrology

Waterbody

Urban Area

Grazing Lease

AER/MER Field Centre

Health Authority

Local Authority

RCMP_AB

Trapper Boundaries

Wildlife Management Unit

WCSS Zones

Provincial Boundary

E2 EPZ

EPZ

Egress EPZ

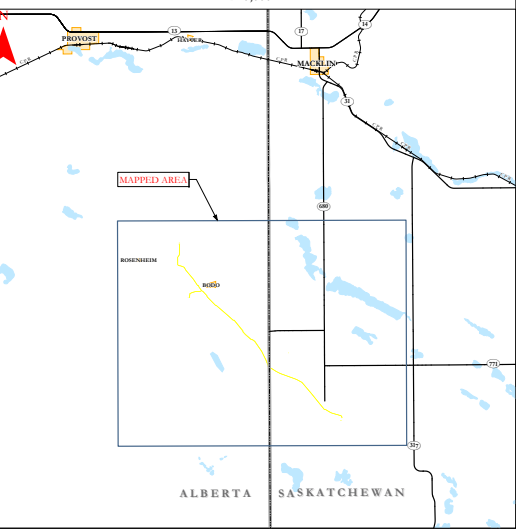
Other PMC System EPZ

AREA OVERVIEW MAP

0 4 8 12 16 20 40


1:210,000

(km)



ALBERTA SASKATCHEWAN

MAP PRODUCED BY



H2Safety

h2safety.ca